

## Specification Detail of Model LW328DD

<b>Specification</b>	
Product Model	LW328DD
Storage Capacity	26.8 cubic feet
Overall Wine Bottle Capacity (750ml Standard Bordeaux)	255
Installation Type	built-in or freestanding
Color/Finish	black cabinet
Primary Material	metal, stainless steal, glass, wood, wire
Door Style	double pane, tinted, French door
Cooling System	compressor
Defrost System	frost free
Anti-Vibration Technology	Yes
Ventilation Location	Front
Fan Type	Interior
Humidity Control	>65%
Integrated Lock	No
Quiet Operation	42 dB
Stain Resistant	antirust coat
Odor Resistant	activated carbon filter
Leak-proof	water pan
Voltage	110-120 volts
Frequency	60Hz
Amperage	2.5 amperes
Country of Origin	China
Refrigerant	R600a
Interior Light	Yes
Bulb Type	white LED
Adjustable Feet	Yes (From 0 to 0.4 Inch)
<b>Temperature Specification</b>	
Temperature Zones	dual zone
Overall Minimum Temperature	46 degrees F
Overall Maximum Temperature	64 degrees F
First Zone Bottle Capacity	105
First Zone Minimum Temperature	46 degrees F
First Zone Maximum Temperature	54 degrees F
Second Zone Bottle Capacity	150



Your Professional Home and Commercial Appliances Supplier

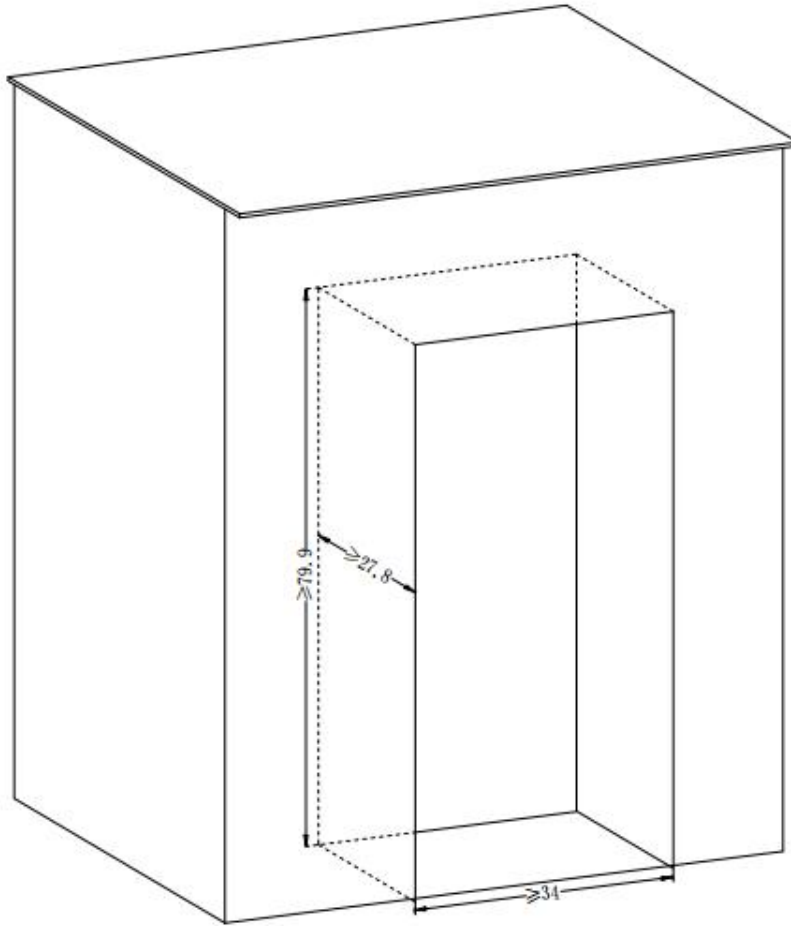
Second Zone Minimum Temperature	54 degrees F
Second Zone Maximum Temperature	64 degrees F
Wine Bottle Capacity	255
Temperature Display Type	touch screen
<b>Doors</b>	
Door Handle Design	external
Door Swing Orientation	center
Number of Doors	2
Door Material	tempered glass
Door Material Details	tinted double pane
Door Color/Finish	stainless steel
Door Opening Degree to Slide out Shelves	>90°
UV Resistant	Yes
Door Reversible	No
<b>Shelves</b>	
Adjustable Shelves to different heights	No
Number of Shelves	15 full shelves + 1 half shelf
Shelve Material	beech wood
Shelves slide out degree	75%
Full shelve size (Width x Depth x Height)	27.9x21.7x1.5inches
Half shelve size (Width x Depth x Height)	27.8x16.5x1.5inches
<b>Certifications Listings&amp;Approvals</b>	
ETL Listed	Yes
ISO 9001 Certified	Yes
<b>Unit Dimension and Weight</b>	
Overall Height - Top to Bottom	79.5 inches
Overall Width - Side to Side	32.4 inches
Overall Depth - Front to Back	29.1 inches
Depth -Excluding Handles	27.4 inches
Interior Height - Top to Bottom	71.7 inches
Interior Width - Side to Side	29.5 inches
Interior Depth - Front to Back	22.0 inches
Door Height - Top to Bottom	73.6 inches
Door Width - 1 Piece	32.4 inches
Door Depth - Front to Back	1.3 inches
Depth With Door Open at 90 Degrees	43.9 inches
Cutout Width - Side to Side	34 inches
Cutout Depth - Front to Back	27.8 inches
Cutout Height - Top to Bottom	79.9 inches
Overall Product Weight Net Weight	315 Lbs



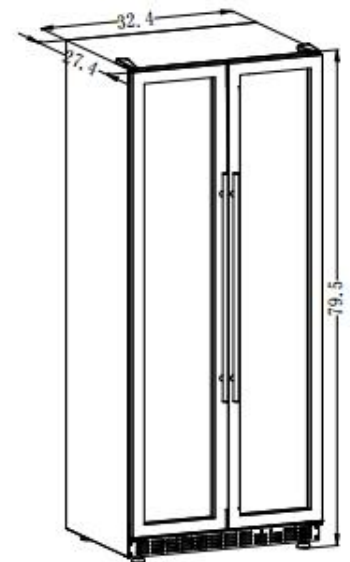
Your Professional Home and Commercial Appliances Supplier

Shipping Weight with Panel	379.9 Lbs
Shipping Height - Top to Bottom with Panel	90.1 inches
Shipping Width - Side to Side	35.4 inches
Shipping Depth - Front to Back	32.1 inches
<b>Installation and Usage</b>	
Installation Required	No
Tools Needed for Installation	No
Additional Parts Required	No
Supplier Intended and Approved Use	residential use
Outdoor Use	No
Product Care	wipe clean with a dry cloth
Undercounter	No
<b>Warranty</b>	
Manufacturer Warranty (labor)	1 year
Manufacturer Warranty (parts)	1 year
<b>What in the Box</b>	
LW328DD Dual Zone Wine Cooler	1 unit
User Manual	1 pc
Hinge cover	1 pc

### The Smallest Space Left for Installing LW328DD

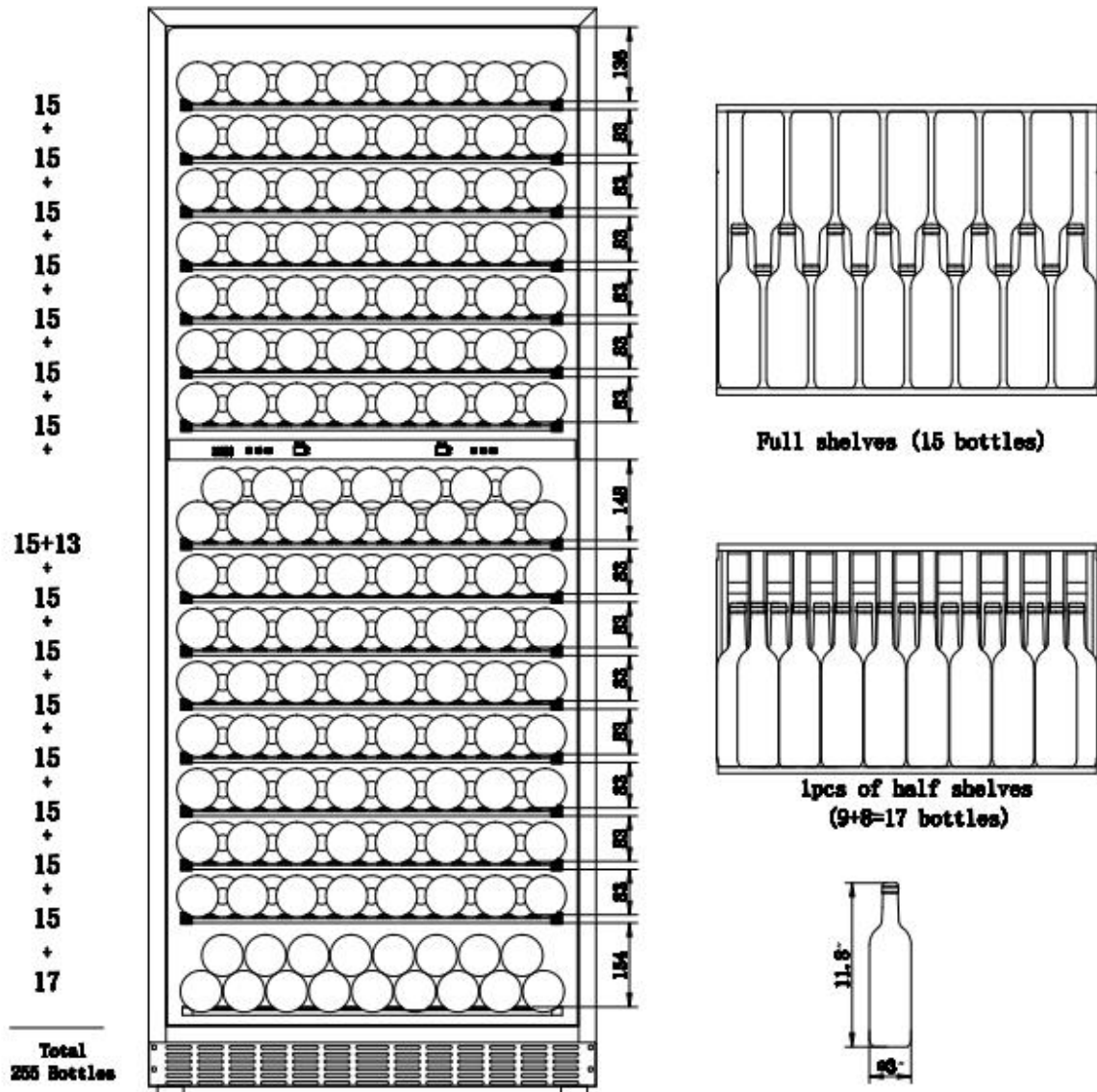


Unit: inch



### Storage Capacity

#### LW328DD



The bottle capacity is for standard Bordeaux 750ml bottles which are approximately 2.75" in diameter. Storing large and/or oddly shaped bottles (including champagne and sparkling wine bottles) should remove at least 1 shelf (shelves is removable) and will decrease the number of bottles you are able to store in your wine cooler.